


JETOUR
— Drive Your Future —

G700



JETOUR
— Drive Your Future —

G700



BEYOND THE HORIZON

Off-roading is a journey of greatness.
Peaks to Dunes, Snowfields to Jungles
Beyond legendary legacies,
we guard the ambition to explore

Today, hybrid technology marks a NEW OFF-ROAD chapter.
The G700 honors the classics while preserving their legacy.


We shield the explorer who dares to conquer the unknown.
We guard the challenger who strides beyond the horizon.
We uphold every unyielding ambition that refuses to stand still.

The journey of greatness is endless.

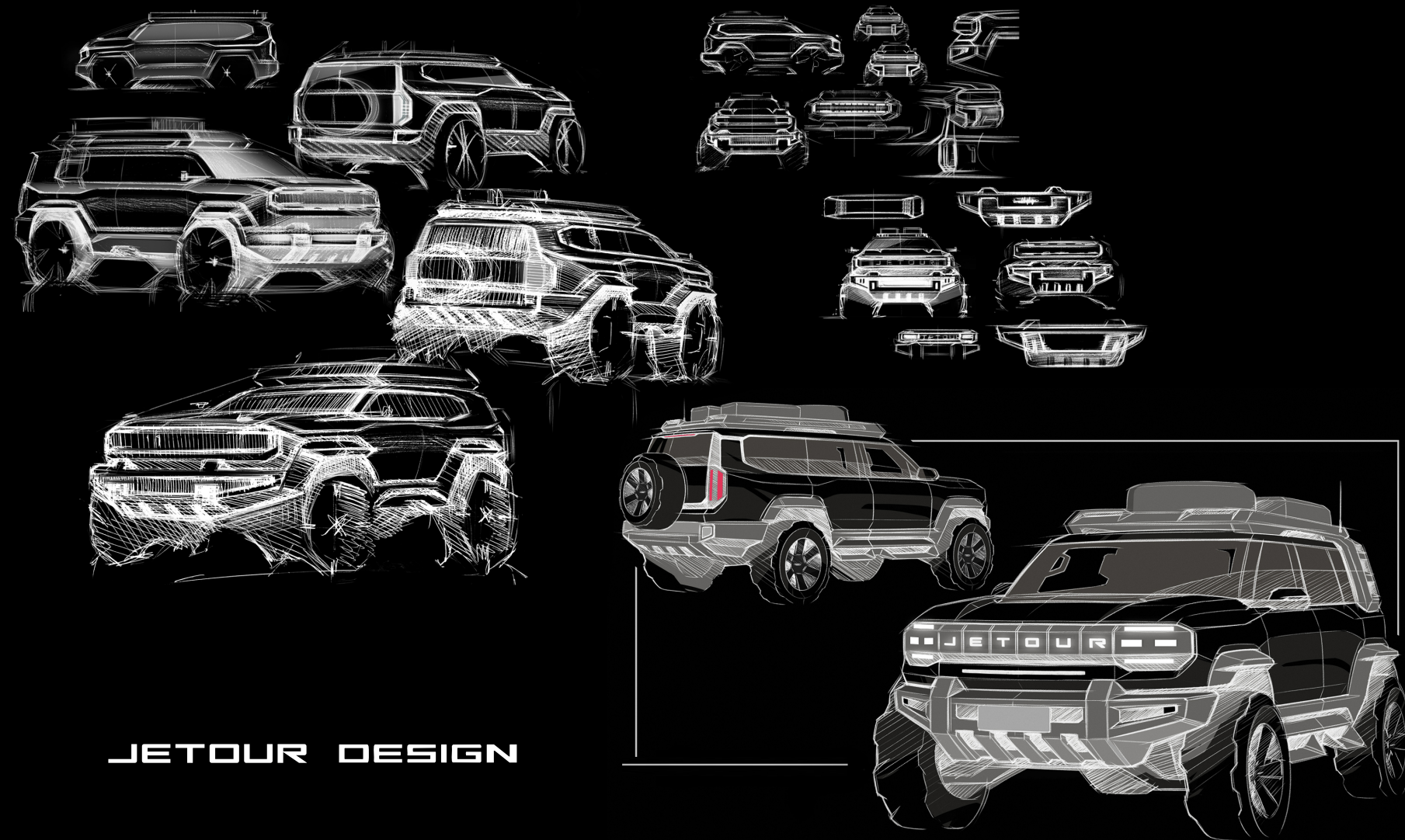
DESIGN CONCEPT

Inspired by China's natural landscapes, deserts and vast mountain plains. We translated these elements into the vehicle's proportions and design language.


At first glance, its scale is evident: towering and awe-inspiring, it conveys capability and presence, granting us the creative freedom to shape something bold.



ANDREW COLLINSON
VICE PRESIDENT OF JETOUR DESIGN



JETOUR DESIGN







Character Line

DESIGN CONCEPT

We refined, challenged, and evolved the design, honing every detail until achieving this exceptional result.

Observe the elongated body side, shaped like Himalayan ridges—emphasizing power and stance, lending the vehicle a confident posture.

At the rear, the North Face-inspired roofline descends sharply into the shoulder, forging a strong bond between driver, environment, and purpose.




20-inch Tire



Multi-function Expansion Interface



Front Tow Hook



Himalaya Icon



JETOUR Light and Shadow Grille



Matrix Headlight



Spare Tire



Tow Hook

OFF-ROAD

Protect the spirit of adventure

Rugged Off-road Styling
Professional Off-road Capabilities
Exceptional Off-Road Performance





Rapid Acceleration: 0-100 km/h in 4.6s

- 2.0TD Engine + Longitudinal 2DHT Transmission + 2-Speed P4 Electric Motor
- Total System Torque: 1,135 N·m
- Total System Power: 665 kW

High Efficiency: Smooth, powerful, and fuel-saving performance


- Dedicated hybrid engine with a thermal efficiency of up to 45.95%
- Maximum motor transmission efficiency: 98%
- Fuel consumption under low charge: as low as 8.95L/100km
- Clutchless gearshift design
- CATL battery capacity: 34.13 kWh

Superior Durability: Proven longevity of the engine, battery, and transmission


- CATL-developed off-road dedicated battery, ensuring safety and reliability
- All-time battery safety monitoring
- 16 consecutive direct high-power climbs in desert high-temperature conditions with no power degradation
- IP68-rated waterproof vent valve




2.0TD Engine



2-Speed P4 Electric Motor



CATL-developed Off-road Dedicated Battery



Longitudinal 2DHT Transmission



Magnetic Ride Control + Air Suspension

- The air suspension supports a maximum front axle load of 1,650 kg and a maximum rear axle load of 2,100 kg
- Height adjustment range: -50 mm to 90 mm
- 3 stiffness modes, 3 steering assist modes, and 3 braking assist modes
- Cast aluminum air spring guard cylinder provides robust protection for extreme off-road conditions

High-Strength Off-road Body Structure

- Hydroformed integrated ladder frame, with high-strength steel accounting for 90%
- Body torsional stiffness: 10,000 N·m/deg
- Hot-stamped steel proportion: 33%, with a tensile strength of 1,500 Mpa
- Step load capacity: 2,940 N


Professional 3 Locking Differentials

- The flagship* model is equipped with triple-differential locks; a front differential lock, a rear differential lock, and virtual central lock
- Monitors vehicle status 100 times per second via real-time computation to precisely control wheel slip

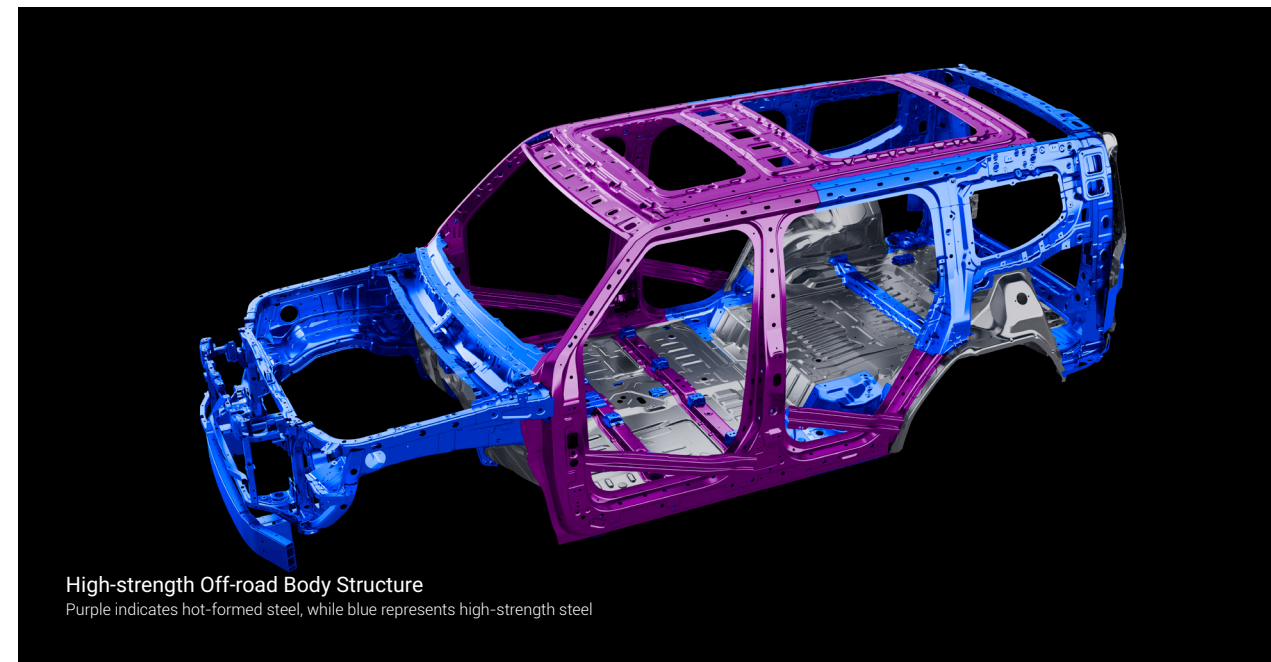
Smart Off-road

- Maximum wading depth of 900mm
- 4L mode significantly enhances climbing capability in sand, snow, and mud
- Automatic cross-axle mode, simplifying off-road operation
- Extreme turning: Achieves pivoting around a single rear wheel, reducing turning radius by approximately 30%
- Hill Descent Control (HDC): Enables smooth and seamless speed control from 0 to the target velocity
- X-Terrain Mode: Utilizes advanced ADAS vision combined with internal arbitration of slope, acceleration, throttle, and time data to enable terrain recognition

* The flagship version is the top-spec model



Air Suspension



High-strength Off-road Body Structure

Purple indicates hot-formed steel, while blue represents high-strength steel



PREMIUM

Guard the warmth of home

Upon opening the door, the interior extends the same design language established by the exterior. The cabin is conceived as a luxurious living space, defined by clarity and vision.

Materials elevate the experience—natural leathers, refined textures, and meticulously considered details. Technology is intentionally subdued to minimize distraction, allowing the materials to feel immediate and personal.



18 Speaker Lexicon Audio

Top-Tier Audio

- Lexicon Audio: Delivering a theater-grade acoustic experience.
- 18-speaker system with 900 W high-power amplifier for immersive audiovisual immersion; dynamic range up to 96dB.
- High-performance A2B 2433 chip for ultra-low-latency audio transmission.
- Advanced auditory features: Optimal Listening Position, Noise Compensation, QLI Quantum Logic Immersion®, and simulated engine sound enhancement.

Premium Features: Power Running Boards, Power Liftgate

- Power Retractable Running Boards: Ground clearance of 325 mm; deployment/retraction speed: 1.8 seconds
- Deployment extension relative to side panel spacing: 156 mm
- Running board load capacity: 300 kg
- Power Liftgate: Press the handle button to automatically open the tailgate
- Soft-Close Tailgate: Manually push the tailgate to the semi-locked position to trigger automatic sealing

A Sanctuary of Wellness with premium materials, advanced climate control, and an air purification system

- Tri-Zone Climate Control
- Asphalt-Free Cabin Materials for a Healthier Interior Environment
- Class 3.0 Air Quality Standards | UVC Sterilization Technology with >95% Efficacy
- Oversized CN95-Grade Air Filter: >95% Filtration Efficiency for 0.3 μm Particles
- Smart Crystal Aroma System: 120-Day Long-Lasting Fragrance, 3 Custom Scents | 64-Color Ambient Lighting | 98% Odor Elimination Rate

Exceptionally Spacious and Versatile Cabin

- 39 storage compartments throughout the cabin
- With the second-row seats folded flat in the 6-seat layout, cargo capacity reaches 2,104 liters
- Sunroof opening dimensions: 1,420 x 980 mm

Spacious and Comfortable 6-Seat Cabin

- Second-row hip room: 1,498 mm
- 6-seater/3-row configuration: seatbacks adjustable forward up to 93° and backward up to 7°
- Theater-style seating layout ensures optimal visibility for all rows
- 6-seater/Second-row seatbacks recline up to 145°, providing an ideal viewing angle
- One-touch fold-flat function for the third-row seats

Premium Multi-Function Seats with table, leg rest, and massage


- 8-Point Massage System with 8 Customizable Modes
- Driver's Seat: 8-Way Power Adjustment + 4-Way Lumbar Support
- Passenger Seat: Foldable Backrest-Integrated Tabletop | Load Capacity: 10 kg
- Passenger Seat Leg Rest: 190 mm Extension Length, 85° Adjustable Angle
- 9-Stage Ventilation & Heating: Backrest Suction + Cushion Airflow | Heating Range: 25–45°C
- Soft-Touch Interior Material Coverage: 80%
- Front Seats: Memory Function + Easy-Entry/Exit Assist



6-seat/3-row Configuration



Soft-close Tailgate



Smart Crystal Aroma System



Running Board

Nov. 28th
Friday



INTELLIGENT

Defend the wild call

Intelligent Interactive Cabin
Intelligent Driving Assistance
Travel-Expanding Technology





Multi-Screen display

Off-Road & Entertainment Integration: Multi-Screen Display

- 15.6-inch Central Control Screen: Serves as the entertainment and information hub, offering smooth operation and customizable themes with 3D interfaces. Equipped with a dedicated Middle Eastern Qibla compass function.
- 35.4-inch Skyline Screen: Functions as the digital instrument cluster, integrating critical driving data for enhanced focus and safety.
- Second-Row 17.3-inch HD Entertainment Screen: Resolution of 2880 × 1620, delivering an immersive home theater experience for passengers.
- Rear 8.88-inch Climate Control Touchscreen: Enables independent zone management, refining luxury family travel comfort.

On-board AI Assistant: 8255 Chip & 4-Zone Voice Control

- The in-vehicle system is powered by the Qualcomm Snapdragon 8255 AI chip, delivering a CPU performance of 230K DMIPS, GPU computing power of 1300 GFLOPS, and NPU capability of 24 MTOPS. It supports efficient voice recognition and multi-task processing
- The cabin features four-zone independent voice control, dividing the space into driver, front passenger, left rear, and right rear sections. Each occupant can independently wake and control infotainment functions, enabling zonal and personalized interaction experiences

CATL Safety Guardian

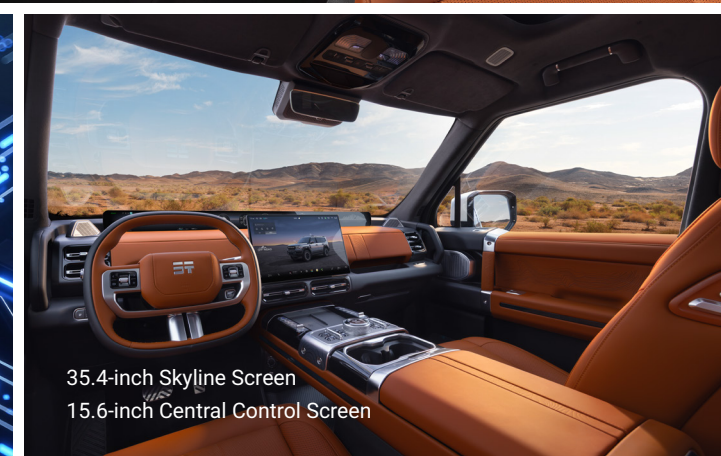
- Omnidirectional Integrated Battery Pack Structure: Incorporates a 26mm aluminum alloy protective layer with a compressive resistance of 200 kN. It is capable of withstanding a 4.9-meter drop test and 180 seconds of direct fire exposure without combustion or explosion
- Full-Time Battery Safety Monitoring: The system is capable of reverse wake-up of the BMS (Battery Management System) and initiating post-event safety protocols upon detecting anomalies, even when the vehicle is in a deep sleep state, while effectively minimizing monitoring power consumption

L2 Advanced Driver-Assistance System

- Includes features such as:
 - TJA (Traffic Jam Assist)
 - LKA (Lane Keeping Assist)
 - LDW (Lane Departure Warning)
 - AEB (Autonomous Emergency Braking)
 - FCW (Forward Collision Warning)
 - RCW (Rear Collision Warning)
 - BSD (Blind Spot Detection)
- Sensor Suite: Equipped with 3 millimeter-wave radars, 12 ultrasonic sensors, and 4 three-megapixel high-resolution cameras



8255 Qualcomm Snapdragon AI chip



35.4-inch Skyline Screen
15.6-inch Central Control Screen



Privileged
Chase horizons unknown



"A Mobile Home": 6.6 kW V2L Power Export

Delivering up to 6.6 kW of vehicle-to-load (V2L) power, this system simultaneously supports devices such as induction cookers, refrigerators, and projectors during camping or outdoor activities. It meets diverse electricity needs including lighting, cooking, and entertainment, offering a convenient mobile power supply experience

Adventure Expansion: 2.5-Ton Towing Capacity

- Maximum towing capacity of 2.5 tons with robust traction performance, ensuring stability and control throughout the towing process
- Globally Dual Certified: Complies with both the US J684 strength standard and the Australia/New Zealand regulation, guaranteeing the reliability and safety of the towing system

Premium Configuration

- Enhanced Climate Control: Full-zone independent temperature adjustment for personalized comfort
- Vehicle Refrigerator: Enjoy chilled beverages and fresh food on the go, enhancing travel convenience and comfort
- Side Window Sunshades: Effectively block UV rays and reduce glare
- Prayer Compass: Integrated localization with cultural elements



Vehicle Refrigerator

Exterior colors



Frontier Black



Horizon Blue



Nomad Brown



Dune Orange



Himalaya White



Tundra Grey

Interior colors



Orange & Black



Black & Red



Beige & Black

Dimensions



Specific configuration	Comfort	Luxury	Flagship
Basic Parameters			
Powertrain	2.0TD + dual motor	2.0TD + dual motor	2.0TD + dual motor
Type of energy/form of fuel	Plug-in hybrid	Plug-in hybrid	Plug-in hybrid
Environmental standard	Euro 6b	Euro 6b	Euro 6b
Maximum speed (km/h)	180	180	180
Official 0-100km/h acceleration (s)	4.6	4.6	4.6
WLTC combined fuel consumption (L/100km)	1.39	1.39	1.39
Feeder fuel consumption (L/100km)	8.95	8.95	8.95
Body			
Length*width*height(mm)	5198*2050*1956	5198*2050*1956	5198*2050*1956
Wheelbase (mm)	2870	2870	2870
Minimum ground clearance (mm)	230	230	230
Approach angle	35°	35°	35°
Departure angle	28°	28°	28°
Maximum gradient	45°	45°	45°
Maximum wading depth (mm)	900	900	900
Number of seats (pcs)	5	6	6
Fuel tank volume (L)	100	100	100
Weight (kg)	3070	3180	3200
Maximum towing capacity (kg)	2500	2500	2500
Engine			
Maximum horsepower (PS)	211	211	211
Maximum power (kW)	155	155	155
Maximum torque(N·m)	340	340	340
Fuel grade	92	92	92
Electric Motor			
Total motor power (kW/PS)	510 / 694	510 / 694	510 / 694
Total motor torque (N·m)	795	795	795
Combined system power (kW/PS)	665 / 904	665 / 904	665 / 904
Combined system torque (N·m)	1135	1135	1135
WLTC combined range (km)	900	900	900
Battery energy (kWh)	34.13	34.13	34.13
Fast charging function	800V platform	800V platform	800V platform
Fast charging function (kW)	170	170	170
Fast charging time (hours)	0.17	0.17	0.17
Slow charging time (hours)	4.83H (20%~100%soc@25°C)	4.83H (20%~100%soc@25°C)	4.83H (20%~100%soc@25°C)
Transmission type	2-Speed DHT	2-Speed DHT	2-Speed DHT
Chassis/Steering			
Drivetrain	Dual-motor 4WD (Electric 4WD)	Dual-motor 4WD (Electric 4WD)	Dual-motor 4WD (Electric 4WD)
Front suspension type	Double wishbone independent suspension	Double wishbone independent suspension	Double wishbone independent suspension
Rear suspension type	Double wishbone independent suspension	Double wishbone independent suspension	Double wishbone independent suspension
Wheel Braking			
Spare tire specifications	18"	20"	20"(brand)
Full-size spare tire cover	-	○	●
Airbags numbers	4	6	7
Auxiliary/Control Configuration			
Off-road features	Snow/mud/sand/rock/intelligent (X mode)	Snow/mud/sand/rock/intelligent (X mode)	Snow/mud/sand/rock/intelligent (X mode)
Air suspension	-	-	●
Central differential lock	Electronic virtual central lock	Electronic virtual central lock	Electronic virtual central lock
Limited slip differential/differential lock	-	●Rear axle differential lock ○Front axle differential lock	●Rear axle differential lock ●Front axle differential lock
Driver assistance video	360° camera	360° camera	360° camera
Transparent chassis	-	●	●
L2 level autonomous driving assistance	-	●	●
Side footrests	Fixed side step	Fixed side step ○Electric pedal	Electric pedal
External discharge	6.6	6.6	6.6
Skylight type	Panoramic sunroof	Panoramic sunroof	Segmented sunroof + skylight
Multimedia Configuration			
Central control color LCD screen	15.6"	15.6"	15.6"
Mobile phone interconnection/mapping	Carplay/Android Auto	Carplay/Android Auto	Carplay/Android Auto
Voice control	Offline voice assistant (4 zones)	Offline voice assistant (4 zones)	Offline voice assistant (4 zones)
Automotive intelligent chips	Snapdragon 8255	Snapdragon 8255	Snapdragon 8255
Rear LCD screen	-	-	17.3" Rear entertainment screen
Brand audio	-	Lexicon 18-speaker sound system	Lexicon 18-speaker sound system
Wireless charging for front seats	-	●	●
Seat Configuration			
Seat material	Faux leather seats	Leather seats	Leather seats
Seat power adjustment	●●	●●●	●●●
Ventilated front seats	●	●	●
Front seat massage	-	●	●
Rear seat massage	-	-	●
Two rows of folding table board	●	●	●
Rear independent air conditioning	-	● (No aptc)	● (No aptc)